





# RANCH-CRAFT RIDGELINE

The Ranch-Craft RidgeLine garage door series, notable for its long panel design, delivers exceptional construction, and thermal efficiency.

## SIZING OPTIONS


Headroom requirements may vary on doors.

<b>DOOR PRODUCT</b>		<b>RC-10</b>		<b>RC-16</b>
<b>R-VALUE</b>		10		16
<b>THICKNESS</b>		1-1/8"		1-3/4"
<b>AVAILABLE WIDTHS</b>		8' 9' 10' 12' 14' 16'		8' 9' 10' 12' 14' 16' 18'
<b>STANDARD HEIGHT</b>		6' - 10'		6' - 10'

## COLOUR OPTIONS

Brochure colour representation may vary from true colour.  
To obtain an exact colour reference, please contact a Steel-Craft dealer for colour samples.

### AVAILABLE IN RC-10 & RC-16



White

### AVAILABLE IN RC-16



Sable Grey




Sandstone



Brown

### ELITE FINISHES



Walnut




Charcoal

## WINDOW OPTIONS

### PLAIN LITE

Available in 1/8" Single Pane and 5/8" ThermoPane.



Clear



Satin Texture

### ELITE GLASS



Bronze Tint



Dark Tint

### INLAID MUNTIN BARS

Window size available in 38"x 14"  
Available in 5/8" ThermoPane.  
Muntin Bars available in Black, Brass, Bronze, Pewter, and White.



Regal Wide



Stanton Wide



Provincial Wide

### SNAP-IN DECORATIVE DESIGNS

Window size available in 38"x 14"  
Available in 1/8" Single Pane and 5/8" ThermoPane.  
Colours available in Brown, Sandstone, and White.



Cascade



Somerton



Stockton



Stockbridge



Waterton



Wynbridge



Don't just hang a door,  
Install a Steel-Craft.

For a complete list of products,  
visit [steel-craft.ca](http://steel-craft.ca)

### EDMONTON

Head Office:  
780.453.3761  
13504, St. Albert Trail  
Edmonton, Alberta  
T5L 4P4

### CALGARY

403.255.3300

### KELOWNA

250.765.4765

### VANCOUVER

604.888.2550

### TORONTO

905.564.3522

