

STEEL-CRAFT

**SOME DOORS
LEAVE A WHOLE
LOT OUT.**

THE DOOR WITH MORE.



WEATHER LOCK

Our patented system overlaps the interior and exterior skins, keeping moisture out and extending the life of your door.



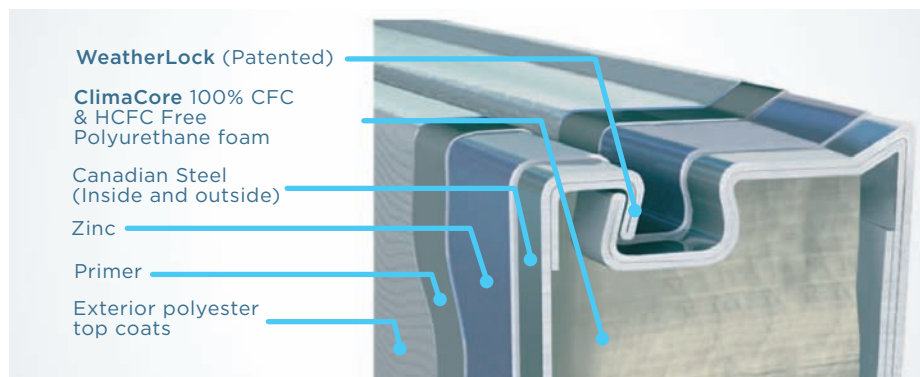

CLIMA CORE

We have the highest quality insulation between the panels which provides higher R-Value, better strength and consistent protection from the elements.



DURA WARE

Every Steel-Craft component is made by Steel-Craft. Track, hinges, and rollers are made to handle our weather.



ALL GARAGE DOORS ARE NOT CREATED EQUAL

It's easy to take a garage door for granted. It goes up, it goes down - right? Not exactly. Garage doors close the largest opening in your house, so it's worth asking the right questions before you buy.

Every door is built differently. Differences in engineering, materials and designs can have a huge impact on your door's ability to stand up to the elements. Choosing the right door for your needs is critical.



Our doors are CFC and HCFC **Free.**
From design to manufacturing and distribution, choosing Steel-Craft shows your commitment to the environment.

ThermoCraft Series



RanchCraft Series





CarriageCraft Series



Flush Series

STEEL-CRAFT - THE DOOR WITH MORE



THE BEAUTY IS IN THE DETAILS.

At first glance, many garage doors may appear similar. But a door is about much more than how it looks. Steel-Craft products are distinctive in appearance, but more importantly they're born and raised in cold weather, which means they offer better protection from the elements through superior engineering.

Built to last

We use the finest quality Canadian galvanized steel finished with primer and exterior polyester paint. This paint acts as a barrier - protecting the underlying zinc coating and extending the life of your garage door.

Increased weather protection

The highest possible grade of perimeter weather-stripping provides excellent protection from outside elements, while a continuous weather seal is inserted between each door section, preventing air from getting through. We use an arctic grade, bulb-shaped floor seal that conforms to minor floor irregularities to keep air, dust, dirt and moisture out.

Embossed Wood Grain Panel

Blend the beauty of wood grain with the durability of steel. Our unique and well-defined panel designs add character to the exterior of your home and elevate any architectural design.

ESTEEM SERIES

The Esteem Series of aluminum doors brings a modern look to any home. These doors can be custom painted, may be filled with coloured glass and come in a wide variety of sizes. Interested? Learn more at steel-craft.ca.

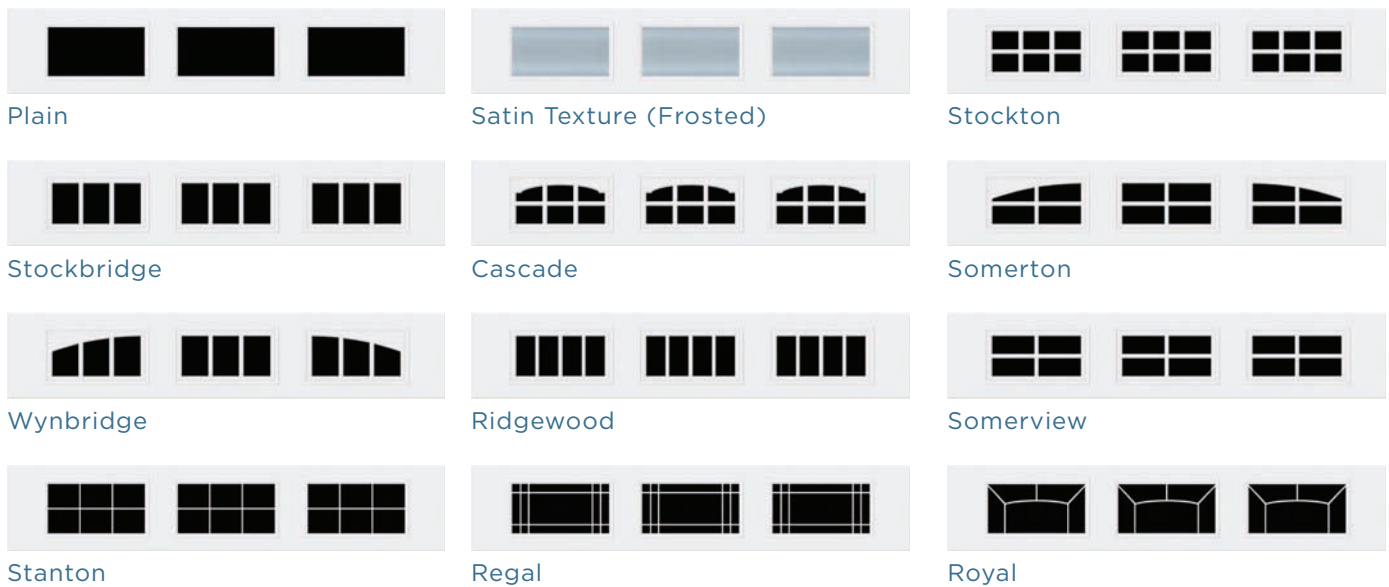


Virtually Maintenance Free

Every door is finished with a factory applied, baked-on, two-coat exterior polyester paint finish on both sides – giving years of maintenance-free operation. The seamless steel inside skin brightens the interior of the garage and is easy to keep clean. The exterior can be finished in any colour – for painting instructions and warranty details, visit steel-craft.ca.

MAKE YOUR MARK WITH OUR DECORATIVE WINDOWS

Steel-Craft's snap-in window design offers easy access for window cleaning and allows you to change your design without replacing your glass. Each insert is treated with UV protection paint to help prevent fading. We also offer a series of decorative design windows in sealed glass units with inlaid muntin bars. For even more window options, visit steel-craft.ca.



The finishing touches

Add a unique finish to your door with our line of decorative hardware.



San Marino lift handle



Sicilian hinge

Tuscan hinge



Veneto handle



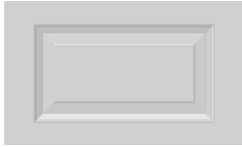
Umbria hinge



Milano handle

OPTIONS ARE GOOD. QUALITY IS EVEN BETTER.

Colours



White (QC4654)



Sandstone (QC6411)



Linen (QC7892)



Almond (QC5735)



Brown (QC5069)

Note: Colour representation may not be accurate. Exact colour matches can be requested from a Steel-Craft dealer.

Door product	R-value	Thickness	Available Widths	Standard Height	Available Colours
ThermoCraft T-12	10.4	1-1/8"	8', 9', 10', 12', 14', 15', 16'	6' - 10'	White, Sandstone, Linen, Almond, Brown
ThermoCraft T-16	16.04	1-3/4"	8', 9', 10', 12', 14', 16', 18'	6' - 28'	White, Sandstone, Linen, Almond, Brown
RanchCraft RC-10	10.4	1-1/8"	8', 9', 10', 12', 14', 16'	6' - 10'	White, Sandstone, Linen, Brown
RanchCraft RC-16	16.04	1-3/4"	8', 9', 10', 12', 14', 16', 18'	6' - 28'	White, Sandstone, Linen, Brown
Flush	12.6	1-3/8"	8', 9', 10', 12', 16', 18'	6' - 10'	White, Sandstone, Linen
CarriageCraft CC-10	10.4	1-1/8"	8', 9', 10', 12', 14', 16'	6' - 10'	White, Sandstone, Linen, Brown
CarriageCraft CC-16	16.04	1-3/4"	8', 9', 10', 12', 14', 16', 18'	6' - 28'	White, Sandstone, Linen, Brown

Headroom requirements may vary on doors over 10' high.

Learn more at Steel-Craft.ca

Vancouver

1-800-361-3667

Toronto

1-800-465-7091

Kelowna

1-800-880-0755

Steel-Craft

Door Products Ltd.
13504 St. Albert Trail
Edmonton, Alberta T5L 4P4
Phone 780-453-3761
Fax 780-454-1584

Calgary

1-800-561-9871

Edmonton

1-800-463-3667



THE
DOOR
WITH
MORE.